

Passive mattresses

Mattress portfolio



For comfort and safety

Passive mattresses for comfort, safety and hygiene

Although pressure injuries can be prevented, up to 4 million people are still suffering worldwide. The most effective weapon is prevention and the selection of a quality mattress is one of the most important preventive measures.



2.2 billion
pounds spent on pressure
injury treatments
in the UK.⁽¹⁾



4 million people
in Europe have pressure
injuries⁽²⁾



Pressure redistribution

The LINET range of passive mattresses is designed to improve pressure distribution according to the patient's position and movement. The bottom of the mattress is specially profiled to ensure the optimal position of the mattress during positioning.



Side edge support

The sides of the LINET passive mattresses are reinforced with high-density foam. This provides stability and comfort for the patient when sitting on the edge of the bed. It also makes it easier to handle the mattress.



Infection control

LINET mattresses are protected by a waterproof and vapour permeable cover. The covers are PU coated or have high frequency welded seams to prevent fluid ingress.





Waterproof and vapour permeable cover

The mattress cover is made of a flexible vapour-permeable material with a concealed zip.

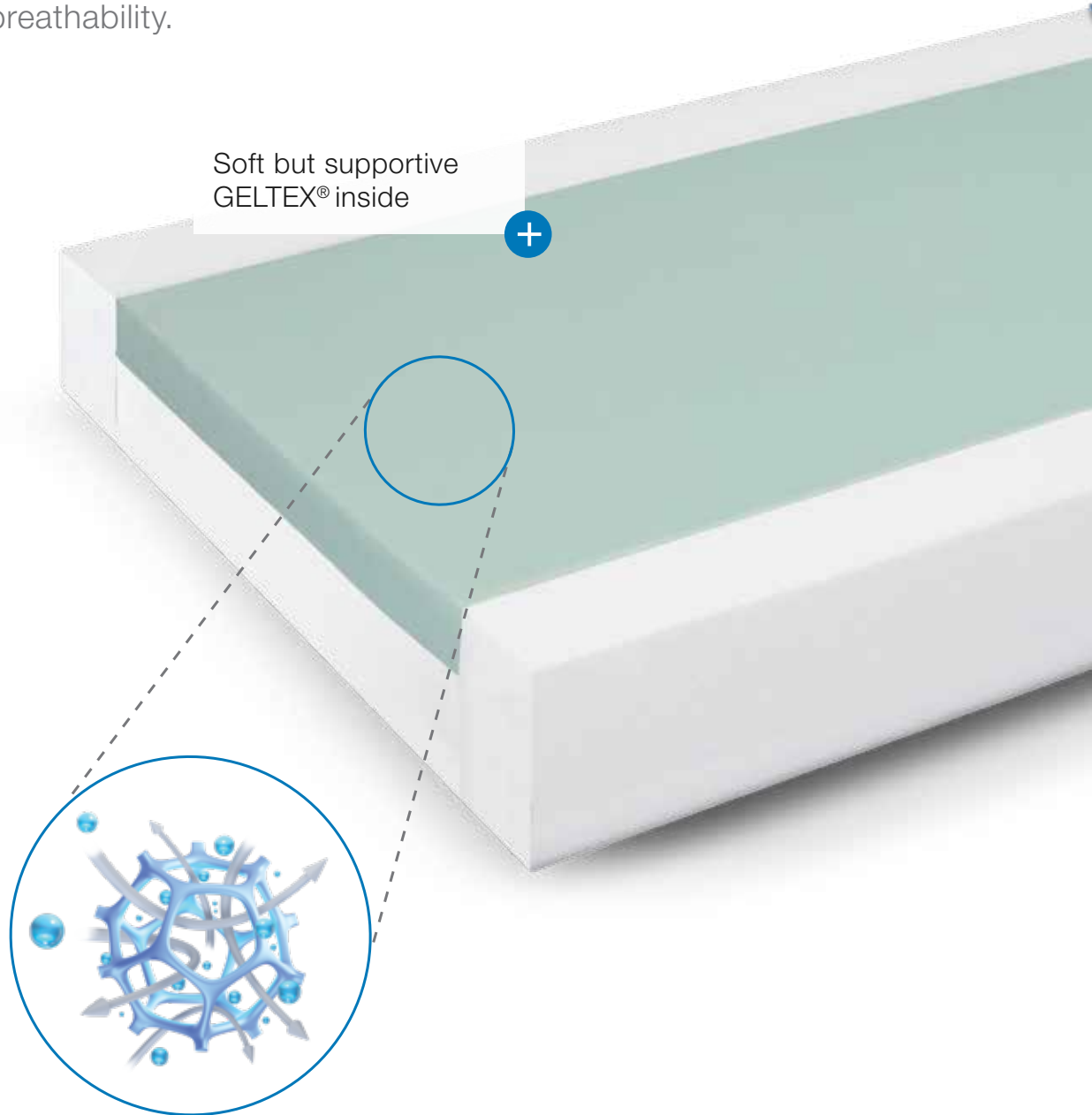


Up to 95% of pressure injuries are preventable⁽³⁾

CliniCare 30

with GELTEX[®] inside

The CliniCare 30 mattress is designed for intensive, acute, and long-term care. The unique and patented GELTEX[®] inside technology ensures optimum pressure distribution as well as an exceptional level of breathability.



Soft but supportive
GELTEX[®] inside

*GELTEX[®] is created by
a fusion of gel, foam,
and air-filled cells.*



270°



230 kg



one-sided



Combination of quality foams and a high frequency welded PU cover

Excellent pressure distribution and breathability

Profiling construction

Supportive foam base with lateral profile cuts to aid smooth bed profiling, as well as a unique hinged profile design to aid profiling at knees and sacrum.

Transfer support

Firm foam side edges form a support surface to assist in patient transfers and to boost the durability of the mattress when a patient is seated at the edge of the bed.

Flip and turn of design

The CliniCare 30 mattress has a rotate only design to extend the mattress life, and a non-turn design to promote ease of manual handling.

Unique GELTEX[®] technology

GELTEX[®] inside combines breathability, pressure distribution and body support in a way that can't be achieved with other materials because of its unique formula with gel properties.

Maximum breathability

- GELTEX[®] inside has a uniform, consistent gel infused open cell structure for outstanding breathability, and gently 'pushes back' to provide the all-important resilience, and support.



Soft and supportive

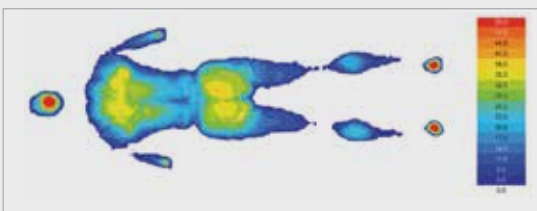
- Whereas the body sinks in to experience the comfort and reduction in pressure, GELTEX[®] inside gently pushes back to provide the all-important support.

For a comfortable sensation

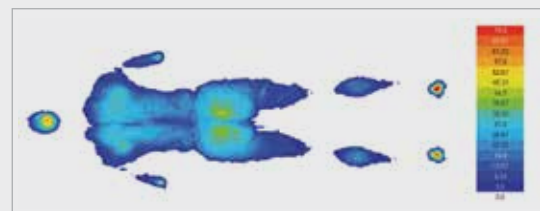
- It promotes optimal pressure distribution, especially in the sacral area and even in the heel zone.
- The pressure map shows the effect of the combination of softness and support.

Pressure area maps

Mattress pressure mapping enables to view the intensity of pressure between a patient's body and a surface.



Standard top layer



GELTEX[®] inside top layer

CliniCare 20

The CliniCare 20 has a highly conforming visco memory foam support surface that maximizes body contact area, support and patient comfort.

- Firm foam strengthens the side edges to assist in patient transfers and boost the durability of the mattress.
- Firm supportive foam base layer provides durability.
- This mattress has a rotate only design to extend the mattress life, and a non-turn design to promote ease of manual handling.



270°



220 kg



one-sided

CliniCare 10

The CliniCare 10 has a three foam layer construction providing a unique combination of support and pressure redistribution properties.

- Top layer: Visco foam in the head and heel zones to provide comfortable and contouring pressure redistribution. Combustion modified high resilient (CMHR) foam section to aid pressure redistribution and assist in bed profiling.
- Firm foam strengthens the side edges.



270°



250 kg



one-sided

CliniCare 10 P with GELTEX® inside

The mattress is both designed and sized for pediatric patients. It incorporates unique GELTEX® technology to give children optimum comfort. It distributes their weight ideally, provides support, and allows freedom of movement while being highly breathable.

- GELTEX®inside demands less energy for patient movement compared to Visco foams.⁽²⁾



270°



75 kg




one-sided

CliniCare

PrimaCare 20

The PrimaCare 20 has a combustion modified high resilient (CMHR) foam top layer combined with a higher density and firmer supportive foam base which gives additional durability.

- Unique machine-hinged profile design on the base to aid profiling at the knees and sacrum.
- A rotate only design to extend the mattress life, and a non-turn design to promote ease of manual handling.



270°



200 kg



one-sided

PrimaCare 20 B

The PrimaCare 20 B is specifically designed for patients who require a higher weight limit in hospital and nursing environments.

- Additional total depth of 16 cm to provide additional support and pressure redistribution for heavier patients.



270°



350 kg




one-sided

PrimaCare 10

PrimaCare 10 is made of a single-piece foam core. The upper surface of the mattress has transverse and longitudinal profiling evenly distributed over its entire surface.

- The head and foot end are more densely profiled to ensure greater comfort and better pressure distribution.



180°



200 kg



one-sided

EfectaCare 20

The mattress consists of a single piece P10 foam core and the upper part is profiled in the patient's hip area.

- The pressure on the patient is optimised during positioning due to cuts in the bottom of the foam core.



180°



150 kg




one-sided

EfectaCare 10

The mattress consists of a solid block with profiling on both sides of the mattress. This profiling helps to increase ventilation and distribute pressure better.

- The profiling is symmetrical along the entire surface of the mattress. This means that the mattress can be flipped as required, and the head and foot can be rotated. As a result the mattress has a longer useful life.



180°



110 kg



double-sided

EfectaCare

Size of passive mattresses

TYPE	SIZE (cm)				
	200 × 86 × 14	200 × 90 × 14	208 × 88 × 14	208 × 95 × 14	208 × 88 × 16
CliniCare 10	yes	yes	yes	yes	
CliniCare 20	yes	yes	yes	yes	
CliniCare 30	yes	yes	yes	yes	
CliniCare 10 P					yes
PrimaCare 10	yes	yes	yes		
PrimaCare 20	yes	yes	yes	yes	
PrimaCare 20 B			yes		
EfectaCare 10	yes	yes	yes		
EfectaCare 20	yes	yes	yes		

Quality for patients and caregivers

The mattress cover is a close fit to the foam core inside, protecting both the mattress and the patient's skin. The cover includes a number of technical features that supports this dual function.



Water resistant

PU coated or high frequency welded seams.

Functional cover

- The fabric coating is impregnated with an anti-microbial agent to improve resistance to bacterial growth, including MRSA, fungal growth and house dust mite.
- Can be cleaned in situ or laundered
- Complies with BS7177:2008 Medium Hazard

Infection control

The advanced technology of the passive mattresses, especially their covers, provide easy cleaning and help with overall maintenance.



Multi-stretch



Vapour permeable



TESTED QUALITY

Modern in-house testing facilities including:

- Ignition resistance testing
- Physical and fatigue testing for both the component foams and the final composite product
- Performance testing at the Recticel Sustainable Innovation Centre in Wetteren, Belgium

High frequency welded seams and a flap to cover the zip closure protect and increase longevity.

Passive mattresses

Patient

- Optimal pressure distribution of the patient
- Support when sitting on the edge of the bed or standing up



- Simple and intuitive mattress handling
- Easy to clean



Staff

Management

- Improving the quality of care
- Effective prevention can contribute to shorter hospitalization



Reference

- (1) Bennett, G et al: The cost of pressure ulcers in the UK. Age and ageing, 2004; 33: 230 – 235
- (2) Health research and educational trust (April, 2017). Hospital acquired pressure ulcers/injuries: 2017. Chicago, IL: Health Research & Educational Trust. Accessed at: www.hret-hiin.org
- (3) EPUAP, Declaration of Rio, 2011
- (4) Internal Energy Testing at Recticel Sustainable Innovation Centre in Wetteren, Belgium.

 wissner-
bosserhoff

LINET

Members of LINET Group

LINET spol. s r.o.

Želečnice 5 | 274 01 Slaný | Czech Republic

tel.: +420 312 576 400 | fax: +420 312 522 668 | e-mail: info@linet.com | www.linet.com

